





Village of Glen Ellyn

Public Works Department
30 S. Lambert Rd.
Glen Ellyn, IL 60137



IMPORTANT TELEPHONE NUMBERS

Village of Glen Ellyn:

- Public Works Department 7:00 a.m.-3:30 p.m. weekdays 630.469.6756
- Police Non-Emergency 630.469.1187
- Police/Fire Emergency 911

Other Agencies:

- Illinois Department of Transportation 847.705.4000
Roosevelt Rd. (Rt. 38),
Rt. 53 & Butterfield Rd. (Rt. 56)
- Du Page County Department of Transportation 630.407.6900
Geneva Road
St. Charles Road
Park Boulevard south of Raintree Drive /Buena Vista Drive
- Milton Township Highway Department 630.682.4270
Unincorporated Glen Ellyn
- Glen Ellyn Commuter Railroad Station 630.469.0353
- AT&T 800.288.2020
- Commonwealth Edison 800.334.7661
- NICOR Gas 888.642.6748

Village of Glen Ellyn's

STORM MANAGEMENT OPERATION

Volume 6
WINTER 2016-2017



INSIDE THIS ISSUE:

- Snow Plowing Procedures* Page 2
- Interesting Facts* Page 2
- Commonly Asked Questions* Page 3
- Important Phone Numbers* Page 4



Special points of interest:

- Snow and ice management is an **emergency operation** and takes precedence over other Public Works operations.
- Village crews salt and plow approximately 90 miles of street.

READY FOR SNOW!

The Village of Glen Ellyn's Public Works Department is committed to providing residents with efficient and thorough snow management services. Meeting this level of service is no easy task. Falling temperatures, snow, ice and freezing rain are formidable opponents and the Village's **Storm Management Operation** is designed to assure that the Public Works Department can deal with the forces of nature.



Snow, ice and freezing rain are formidable opponents.


The Public Works Department is responsible for all of the *Village-owned streets* within the corporate limits of Glen Ellyn. The Village is divided into 4 sections to facilitate snow removal, with one or more drivers assigned to each section.

In the **Central Business District (CBD)**, the Public Works Department will clear a 4' path on the sidewalks when snow totals are less than 1.5 inches. Property owners are responsible for the remaining snow removal in front of their building. When snow has fallen to a depth of more than 1.5

inches, a contractor will clear the sidewalks in the CBD.

In addition, Public Works staff will remove snow on any sidewalks where the Village owns the adjacent property regardless of the depth of the snowfall.

Let it snow—we're ready!



JUST A REMINDER!

There is no parking on Village streets if 2 or more inches of snow has fallen. Overnight parking is not allowed on Village streets.

Please clear snow from sidewalks, catch basins and around fire hydrants and help your senior and handicapped neighbors with snow removal if you can!

Please remind children to stay away from snow banks along the roadside. Public safety during snow events is our #1 concern.



SNOW REMOVAL PROCEDURES

Snow removal efforts are dependant on roadway conditions and snow event predictions. Salting typically occurs at the beginning of small snow events and plowing starts after snow has accumulated to one inch. Weather forecasts and roadway conditions may warrant the altering of this procedure.

Ideally, snow would fall following the evening rush hour, be finished by 11:00 p.m. and allow the crews to begin cleaning the streets by 1:00 to 2:00 a.m. Of course, conditions are rarely ideal.

Snowfalls that start during the morning or evening

rush hours are particularly difficult as the plow truck drivers have to maneuver around the same amount of traffic as commuters. The longer it takes for a driver to get to and travel his or her assigned section, the longer the snow or ice removal will take.

Other factors that extend the time needed to complete the operation include the duration of the storm, rain falling & freezing prior to snowfall, the temperature before and after the snowfall and the moisture content of the snow itself.


All major arterials are cleared first (Main St.,

Park Blvd., Hill Ave. etc.), including the Central Business District streets and parking facilities, Fire Station facilities, cul-de-sacs with hills, the Taylor Ave. Underpass and the Civic Center parking lot. Then secondary streets (Hillside Ave., Dawes Ave., Ridgewood Ave., etc.) are cleared. Finally, cul-de-sacs, alleys and dead ends are cleared.

Under “normal” conditions, the Public Works Department will complete a plowing operation in 12 hours after the snow has finished falling. The Village does not have a “bare pavement” policy.

INTERESTING FACTS

- Public Works plows approximately 90 miles of road.
- Snow and ice control is considered an emergency operation and takes precedence over other Public Works operations until all streets are cleared and plowed curb to curb and salting operations are completed.
- Approximately 2,000 tons of salt are used during a routine snow season.
- Plowing crews are drawn from the Operations Division of the Public Works Department, which includes street, forestry, sewer and water—water main breaks occurring during a snow storm can severely strain staff reserves. Staff is divided into 12-hour day and night shifts during a snow event.
- Up to 17 trucks equipped with plows may be utilized to clear snow during a routine operation.
- The Village does *not* plow or salt streets maintained by other agencies even if these streets are within the Village limits. For example, the Illinois Department of Transportation (IDOT) is responsible for the maintenance of Roosevelt Road (Rt. 38), Rt. 53 and Butterfield Road (Rt. 56). Du Page County maintains Geneva Road, St. Charles Road and Park Blvd. south of Raintree Drive / Buena Vista Drive.



“Snowfalls that start during the morning or evening rush hours are particularly difficult... plow truck drivers have to maneuver around the same amount of traffic commuters are dealing with.”

COMMONLY ASKED QUESTIONS

Q. Why does the snowplow push snow into my driveway ?

- A. It is unavoidable. The driver’s main goal is to clear the streets for emergency vehicle access, vehicular traffic and parking. The policy is to clean the street from curb to curb to ensure that emergency vehicles and all traffic can move safely. As the plows pass driveways, some snow will roll off the edge of the side-discharge plow into the driveway, particularly if the driveway has already been cleared.

There are a few steps you can take to minimize this problem. When shoveling the portion of your driveway closest to the street push your snow to the right (as you face the street) so that it will be downstream when the plow comes by. In a very heavy snow, or when snow is expected to continue falling, plows may make as many as 3 or 4 passes to clear the snow. Take this into consideration before you begin removing snow from your driveway. If you hire someone to plow or shovel your driveway you might want to wait until Village snowplows have made at least the first pass.

Q. Can I push snow from my driveway into the street?

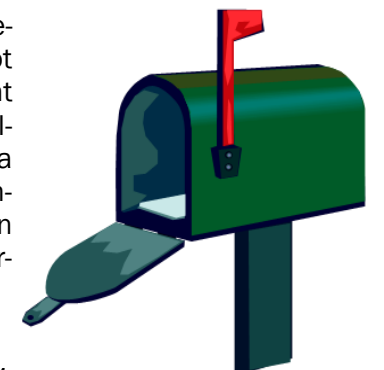
- A. No. This creates a hazard and is prohibited by Village ordinance. You could also be liable for any accidents caused by this act.

Q. What should I do if a Village plow damages the parkway?

- A. Report the damage to the Public Works Department at (630) 469-6756 between 7 a.m. and 3:30 p.m. Monday through Friday—the Village will restore the parkway in the spring. The Village is **not** responsible for damage to sprinkler heads in the parkway.

Q. What should I do if a Village plow knocks down my mailbox?

- A. Report the damage to the Public Works Department at (630) 469-6756 between 7:00 a.m. and 3:30 p.m. Monday through Friday. If the mailbox cannot be repaired, a temporary mailbox will be left at the home until a permanent installation can be made in the spring. The Village replaces compliant mailboxes that were damaged by snowplow contact with a standard mailbox and a 4” x 4” post. If a decorative mailbox has been damaged, the Village will reimburse the homeowner for the equivalent of a standard mailbox installation (approximately \$75). It will be the responsibility of the homeowner to purchase and install the decorative mailbox and post.



Q. I live on a cul-de-sac—it seems that my driveway gets all the snow from everybody else’s driveway. Why can’t the driver plow from the outside into the middle?

- A. As with driveways on streets, it is inevitable that some snow comes off the plow. Try to wait until the cul-de-sac has been plowed to clear your driveway and push the snow to the right side (as you face the street).

As to the second part of the question, plowing from the outside won’t work because the driver would be pushing a larger amount of snow into an increasingly smaller area—toward the middle of the cul-de-sac. Eventually, there would be no place to go with all the snow. The next logical question is why not back up the driveways and push the snow to the middle, assuming there is an island in the cul-de-sac? The driver could do this but the time involved would be counter productive. The Village now plows approximately 105 cul-de-sacs, dead ends and alleys in addition to all the commuter and public parking lots.