

VILLAGE OF *Glen Ellyn* ILLINOIS

Year End Financial Report 2022

535 DUANE STREET • GLEN ELLYN, IL 60137



630.469.5000 • WWW.GLENELLYN.ORG

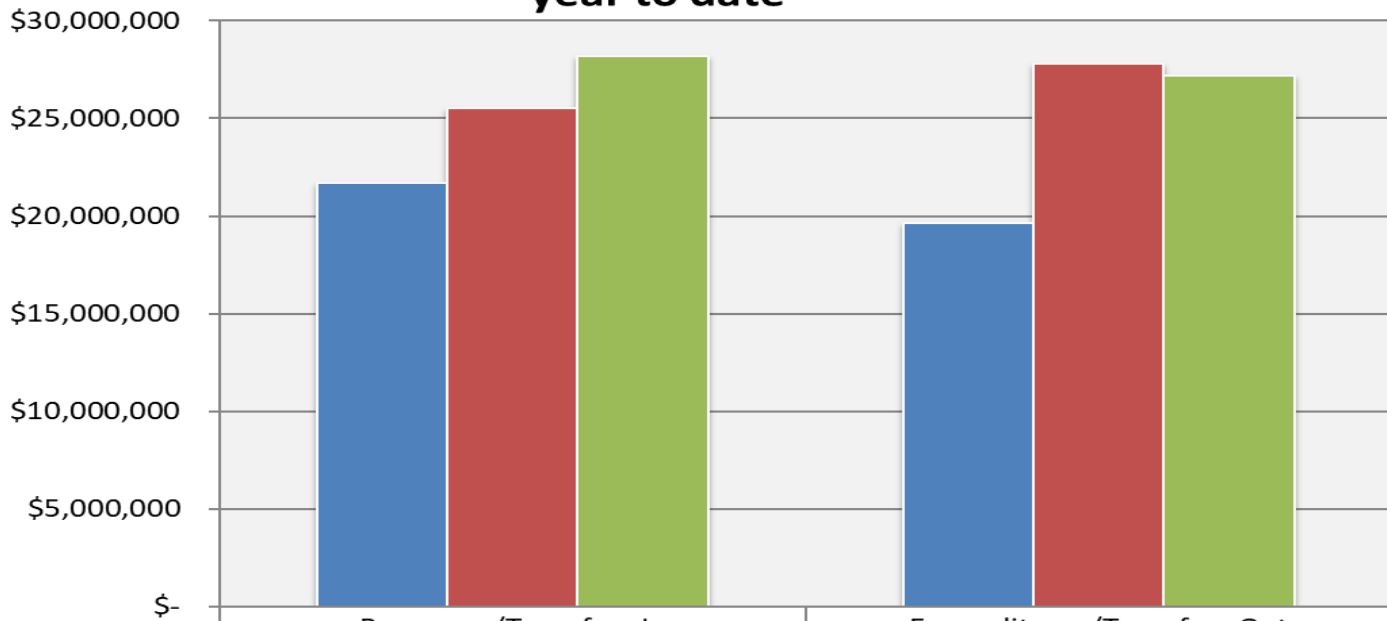
ABOUT THIS REPORT

- Covers the period January 1, 2022 to December 31, 2022, unless noted
- Preliminary and Unaudited
- Budget basis (cash basis)



General Fund

**Revenues/Transfers In and Expenditures/Transfers Out,
year to date**



| | Revenues/Transfers In | Expenditures/Transfers Out |
|------------------|-----------------------|----------------------------|
| ■ Last year | 21,707,666 | 19,623,492 |
| ■ Revised Budget | 25,524,342 | 27,821,854 |
| ■ Current year | 28,161,054 | 27,189,636 |



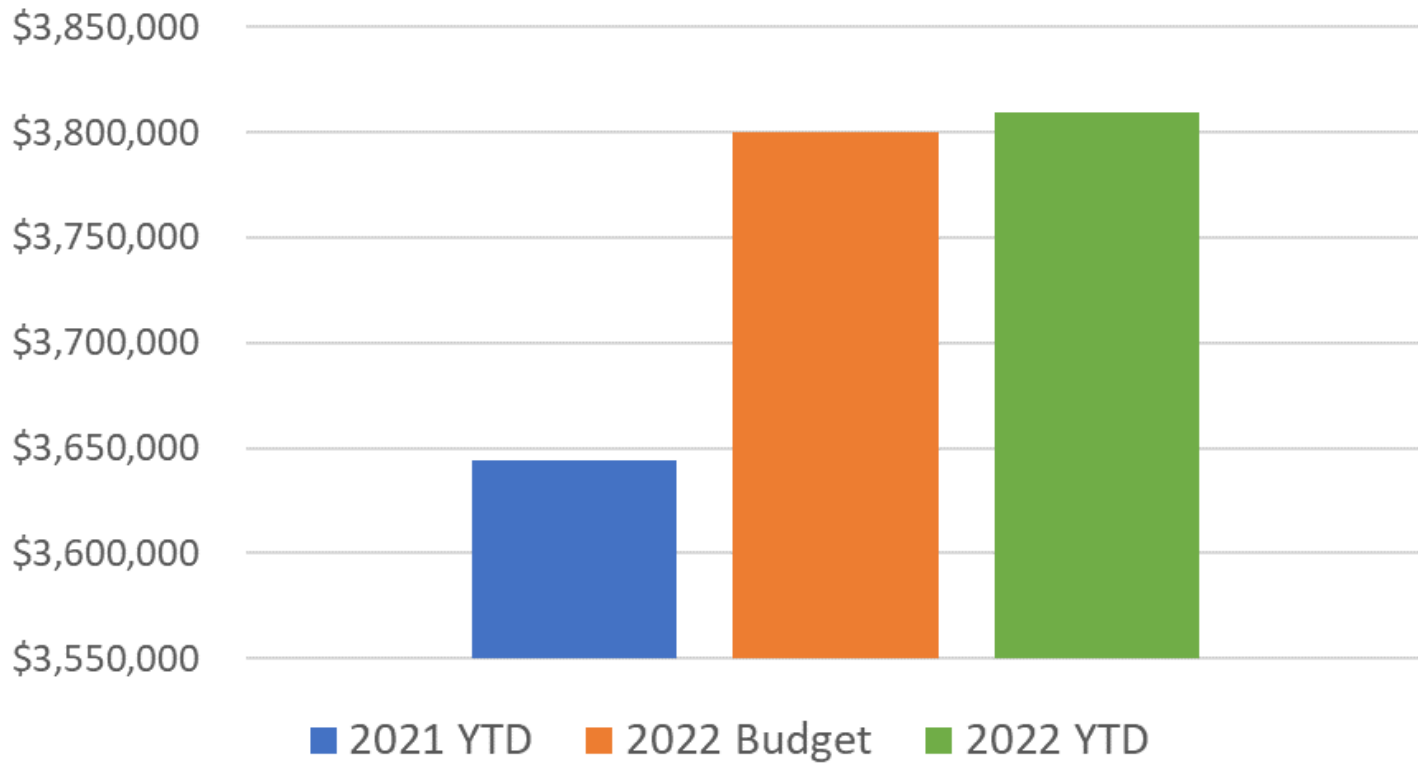
General Fund

| | 2021 Year to Date | 2022 Original Budget | 2022 Revised Budget | 2022 Year to Date | 2022 Year to Date (Exclude ARPA and revised expenditures/transfers) |
|--|-------------------|----------------------|---------------------|-------------------|---|
| Revenues/ Transfers In | \$ 21,707,655 | \$ 22,002,892 | \$ 25,524,342 | \$ 28,161,147 | \$ 24,389,697 |
| Expenditures/ Transfers Out | \$ 19,623,487 | \$ 22,002,295 | \$ 27,821,854 | \$ 27,189,636 | \$ 21,412,276 |
| Net Change | \$ 2,084,168 | \$ 597 | \$ (2,297,512) | \$ 971,511 | \$ 2,977,421 |



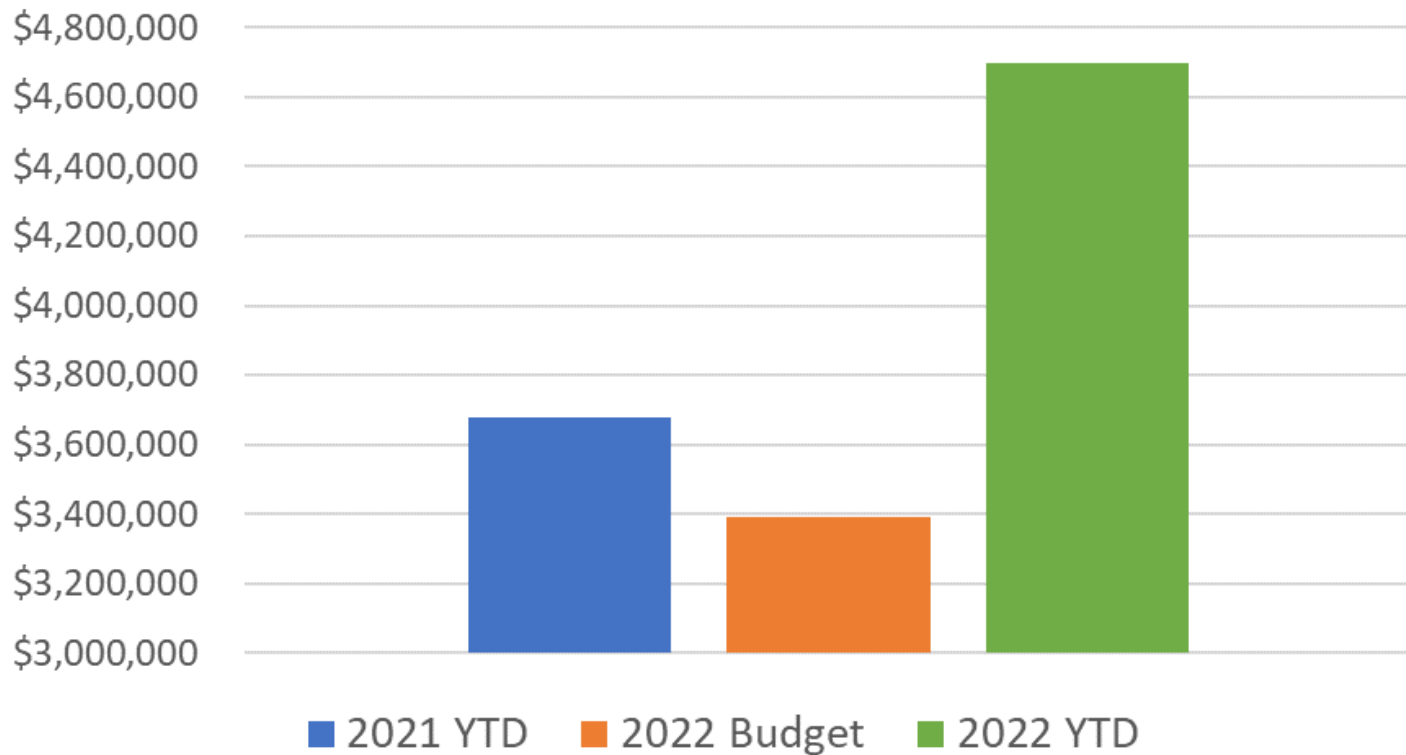
General Fund

Property Tax



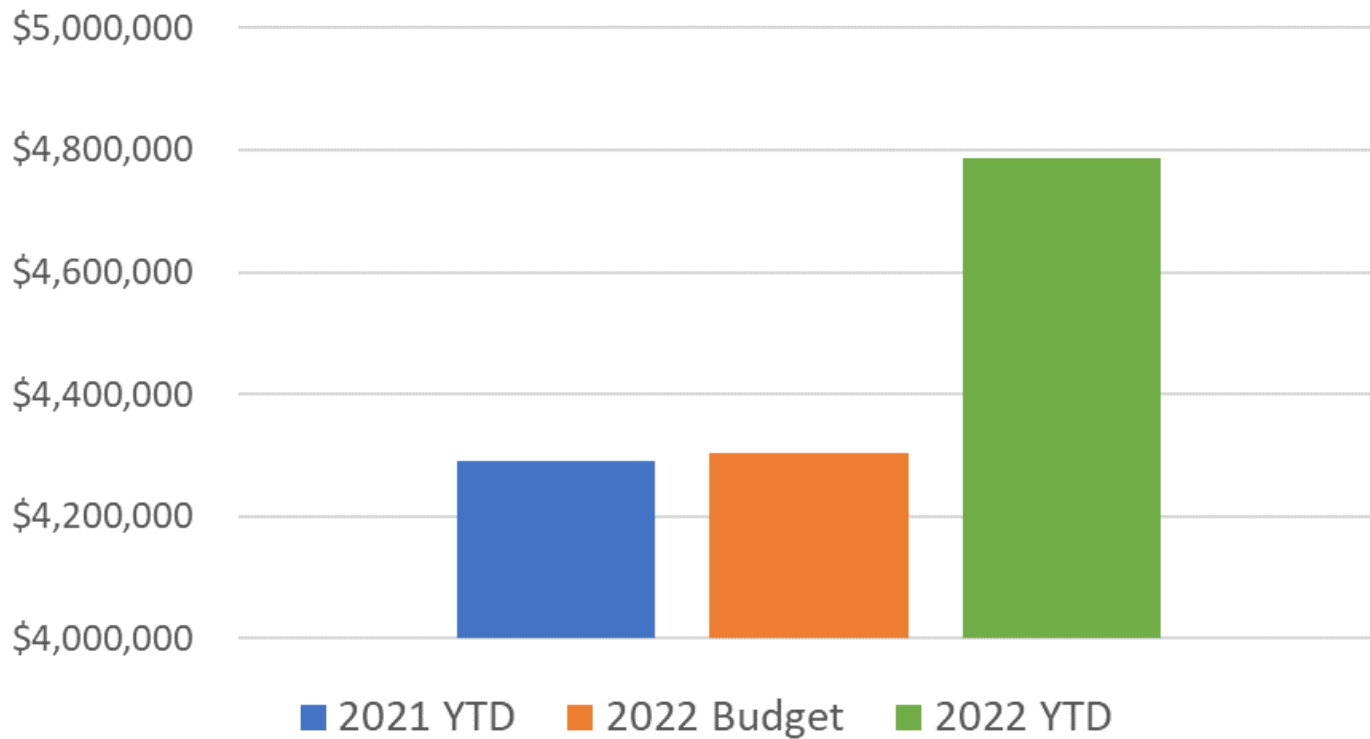
General Fund

LGDF (Income Tax)



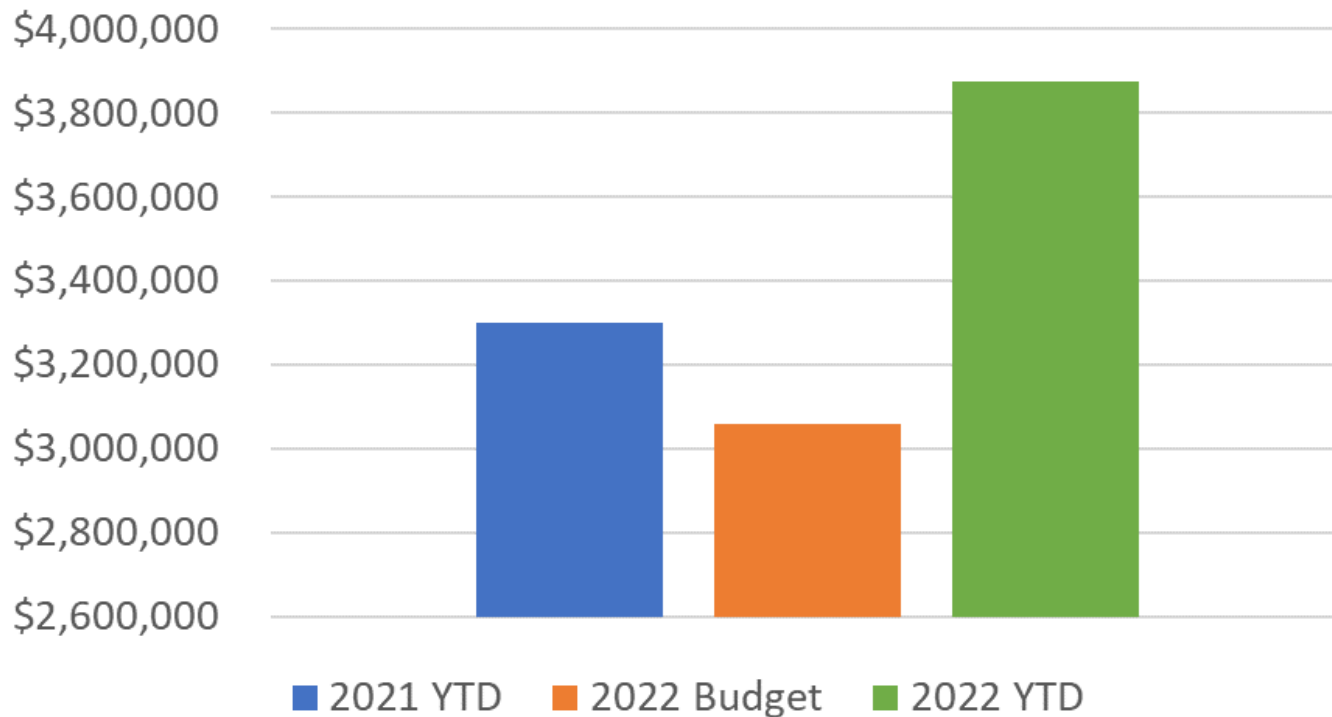
General Fund

State Sales Tax (1%)



General Fund

Home Rule Sales Tax (1.25%)



Other General Fund Revenues

| Revenue | Amount above budget | Reason |
|-----------------------------------|---------------------|--|
| Personal Property Replacement Tax | \$240,622 | Corporate earnings and new legislation |
| Interest Income | \$236,974 | Rate increases |

| Revenue | Amount below YTD budget | Reason |
|------------------|-------------------------|---|
| Building Permits | \$521,069 | Delay in Glenwood Station and overall decrease in permit activity |



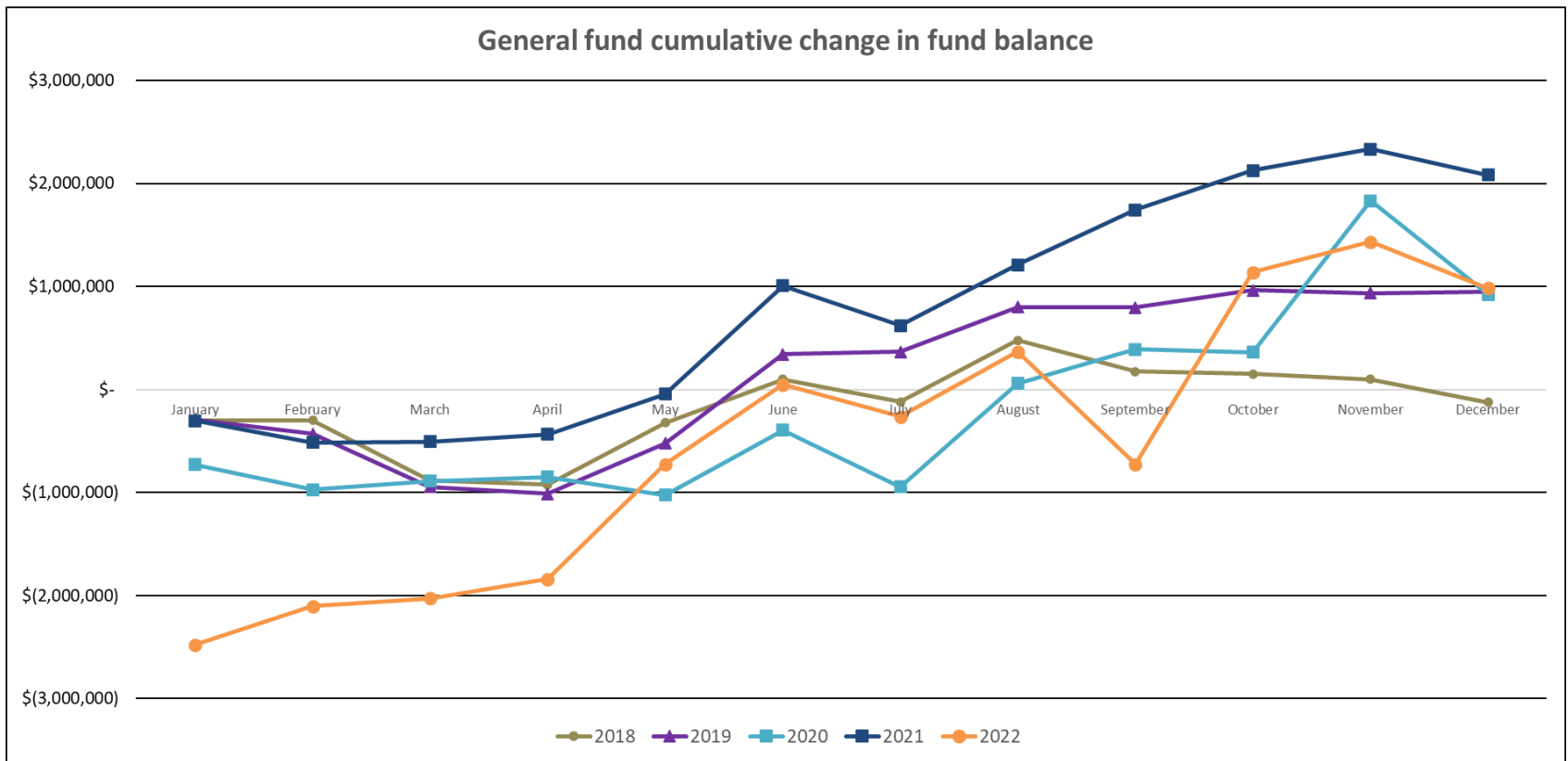
General Fund Expenditures

| Department | Amount below budget | Reason |
|-------------------|---------------------|--|
| Police Department | \$473,082 / 4.5% | Staff turnover and unfilled positions |
| Public Works | \$273,232 / 8.0% | Staff turnover, maintenance /operations. |

| Department | Amount above budget | Reason |
|-----------------|---------------------|--|
| Village Manager | \$197,509 / 5.3% | Recruiting, temporary staff, new positions |
| EMS | \$106,568 / 18.9% | Enhanced service cost and timing of GEMT participation |

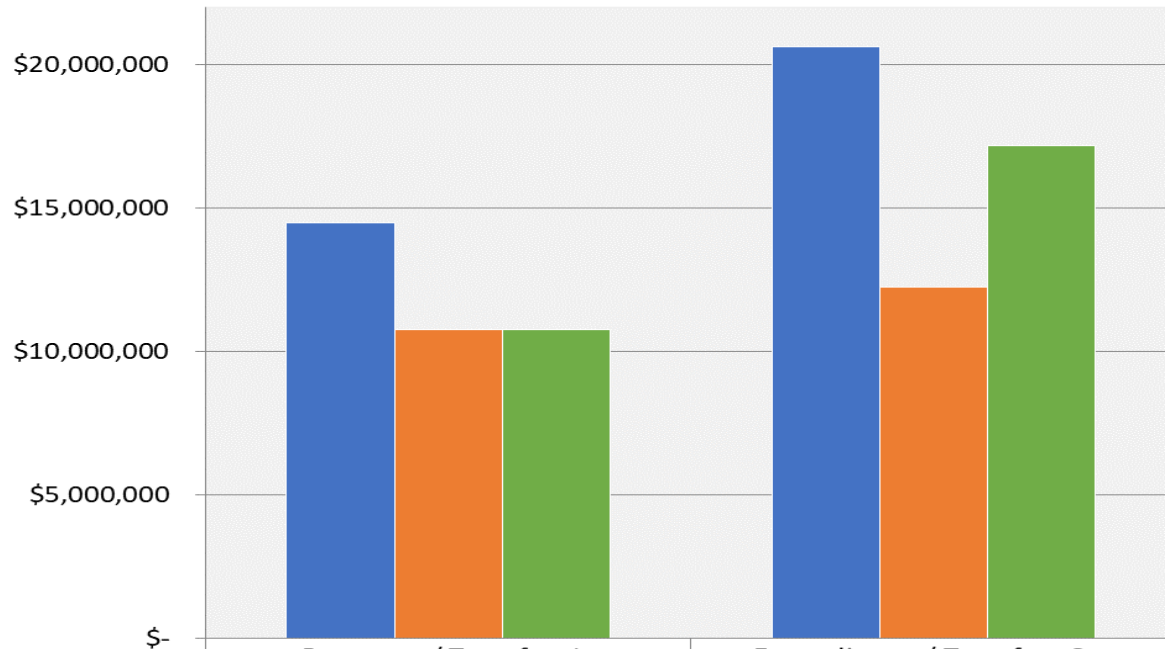


General Fund – 5-year historical trend – Cumulative Change in Fund Balance



Capital Projects Fund

**Revenues/Transfers In and Expenditures/Transfers Out
Year to Date**

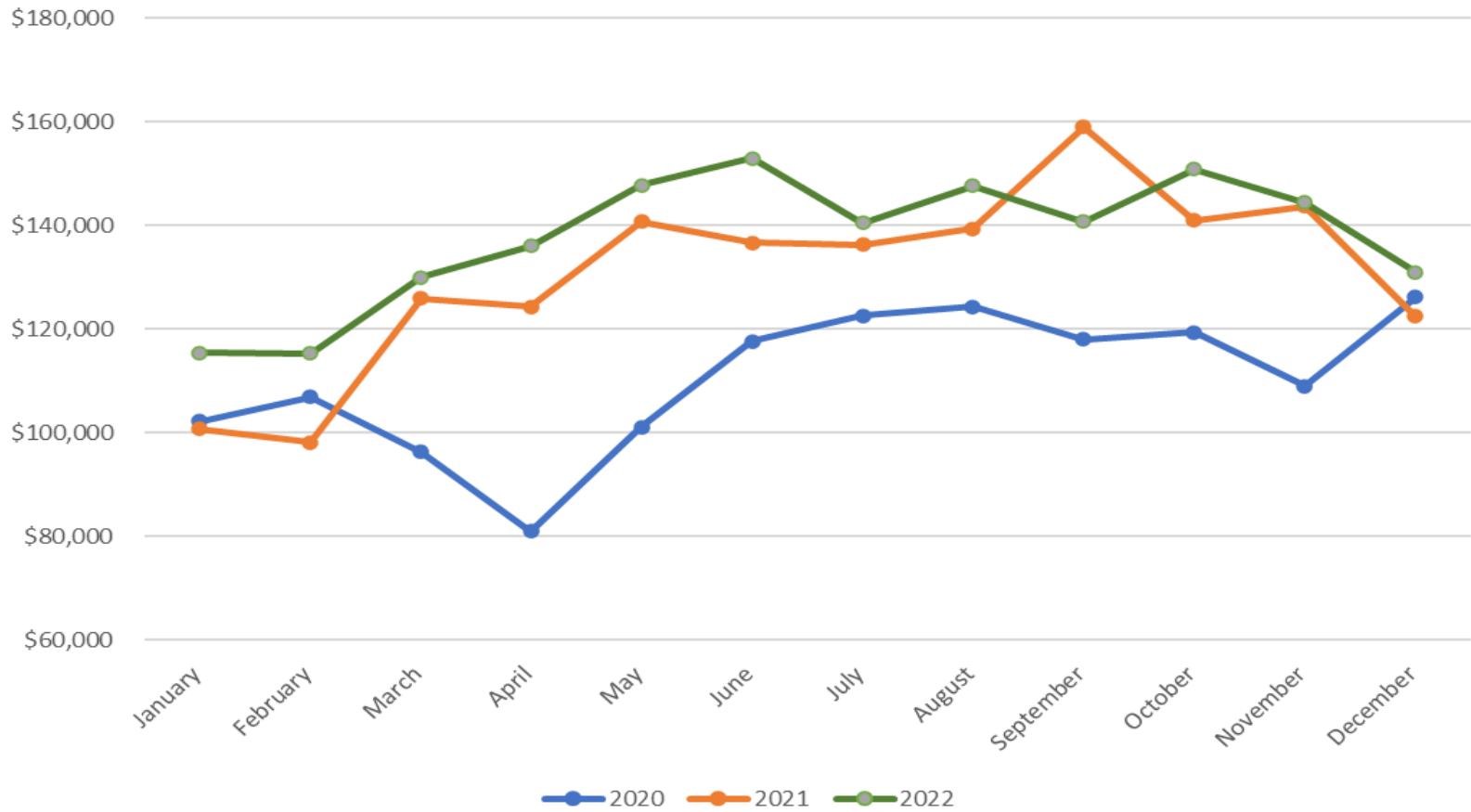


| | Revenues / Transfers In | Expenditures / Transfers Out |
|-----------------------------|-------------------------|------------------------------|
| Revised Budget | 14,486,011 | 20,603,266 |
| Current Year | 10,774,226 | 12,249,696 |
| Current Year + Encumbrances | 10,774,226 | 17,176,507 |



VILLAGE OF *Glen Ellyn* ILLINOIS

Food & Beverage Tax

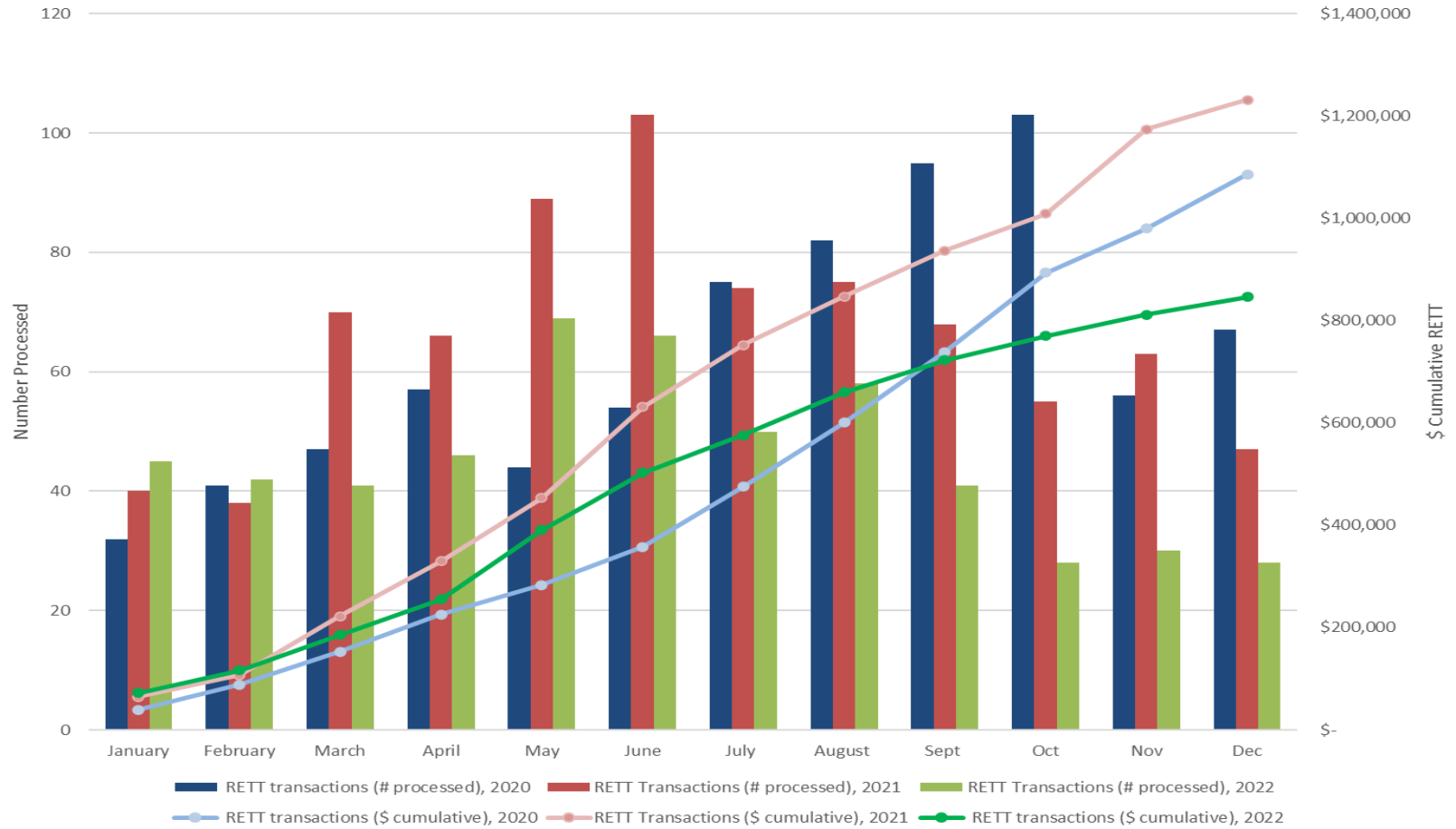


Food & Beverage Tax 12 Month Rolling Average



VILLAGE OF *Glen Ellyn* ILLINOIS

Real Estate Transfer Tax Transactions



Other Funds

ARPA Fund

- \$3.77M allocated to governmental services, including public safety personnel
- Allowed other General Fund resources to be used for community assistance, capital projects and Roosevelt Road hotel property purchase

Corporate Reserve Fund

- \$2.58M for Roosevelt Road property purchase.

TIF Funds

- \$1.65M for bank property purchase from Central Business District TIF Fund
- \$268,000 from Roosevelt Road TIF for hotel property purchase

Other Funds

Water & Sewer Fund

- Revenues 6.5% above budget
 - Bill cycle change
 - Interest income
- Expenditures 4% below budget
 - Infrastructure project timing

Parking Fund

- Permit revenue above budget due to fee increases
- Operating transfer in above budget due to closing out Civic Center garage project.

POLICE PENSION

- State mandated pension consolidation transition completed in April 2022.

| Thru March 31, 2022 | QTD | 1 YR | 3 YR | 5 YR | 10 YR |
|-------------------------------|-------|------|------|------|-------|
| Fund performance, net of fees | -4.4% | 3.1% | 7.9% | 6.5% | 6.0% |

| Consolidated Fund | Inception to date (April-December) |
|-------------------------------|------------------------------------|
| Fund performance, net of fees | -8.74% |

Village long term target – 6.5%
 Consolidated Fund long term target – 6.8%

